



Street to Home Quarterly Report for London

1st July to 30th September 2009



Street to Home Quarterly Report

1st July to 30th September 2009

Contents

Outreach Work

1) Rough sleeping

People seen by outreach or building based (BBS) teams in the quarter - rough sleeping or contacted either on the streets or in services

2) Rough sleeping volume

People seen rough sleeping by number of bedded down contacts during the quarter

3) People contacted by month

People seen rough sleeping by outreach or building based (BBS) teams by month

4) Borough distribution (map and chart)

People seen sleeping rough in the quarter by borough

5) No booking in actions

People contacted in the quarter with no booking in actions (by any outreach or BBS team), by total number of street contacts recorded on CHAIN

6) Booking in and reconnection actions

Outreach booking in and reconnection actions achieved in the quarter by type

7) Booking in actions (rolling)

People who have been contacted by outreach or building based (BBS) teams who have been booked into accommodation compared to those with no booking or reconnection action.

Wider street population

8) Street activity

Street population (people who rough sleep and/or engage in a street lifestyle) contacted by outreach who fall into one or more of the street activity categories on CHAIN

Hostels, assessment centres, rolling shelters and second stage accommodation

9) Arrivals

Temporary accommodation arrival actions by accommodation project and source of referral.

10) Departures - reason for leaving

Departure actions by reason for leaving

11) Departures - destination on departure

Departure actions by destination on departure

Support needs, institutional history and wider street population

12) Support needs

People contacted by outreach or BBS teams and/or arriving in accommodation in the quarter by support needs

13) Institutional history

People contacted by outreach or BBS teams and/or arriving in accommodation in the quarter by experience of the armed forces, care or prison

Clearing House

14) Support needs for people housed in the period

People who had a tenancy start in RSI accommodation in this quarter by support needs.

15) Number of street contacts on CHAIN prior to tenancy start

People who had a tenancy start in RSI accommodation in this quarter by the number of street contacts on CHAIN.

16) Departures from long-term accommodation

Outcomes for people who departed from RSI long-term accommodation in the quarter.

17) Abandonments and evictions by length of stay

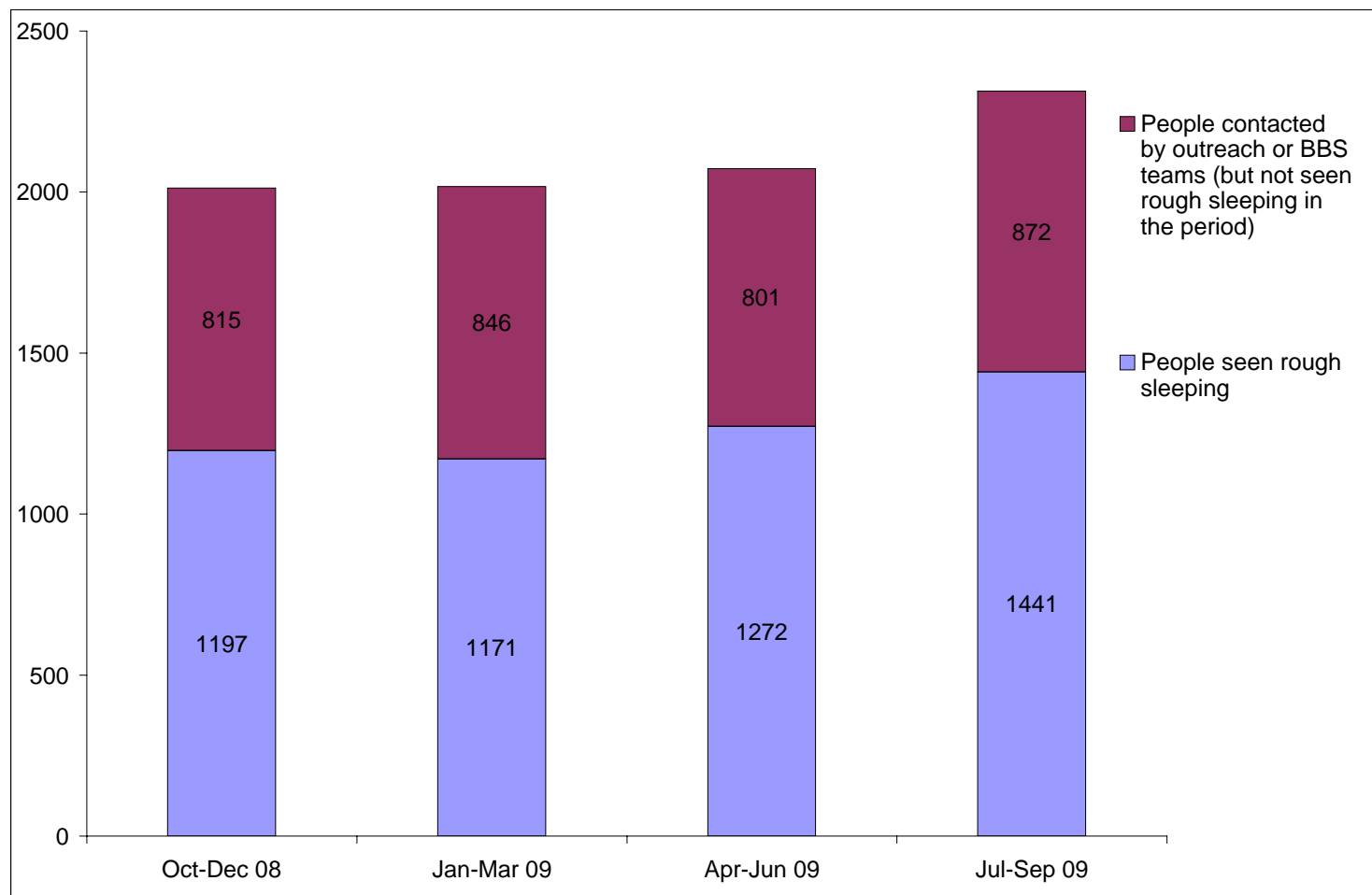
Length of stay of people who departed from RSI long-term accommodation in the period due to abandoning or being evicted from the property

Street to Home Quarterly Report

Outreach Work

1) Rough sleeping

People seen by outreach or building based (BBS) teams in the quarter - rough sleeping or contacted either on the streets or in services



Oct-Dec 08 base: 2012

Jan-Mar 09 base: 2017

Apr-Jun 09 base: 2073

Jul-Sep 09 base: 2313

The Combined Homelessness And Information Network (CHAIN) database records information about contacts with rough sleepers made by outreach and Building Based Services (BBS) teams and other actions including accessing and departing from hostels and other short-term accommodation.

Rough sleeping figures presented reflect those contacted sleeping rough on the streets of London by outreach and BBS teams - i.e. 'verified rough sleepers'. They do not cover 'hidden homeless' groups such as those who are squatting or staying in places which are inaccessible to outreach workers.

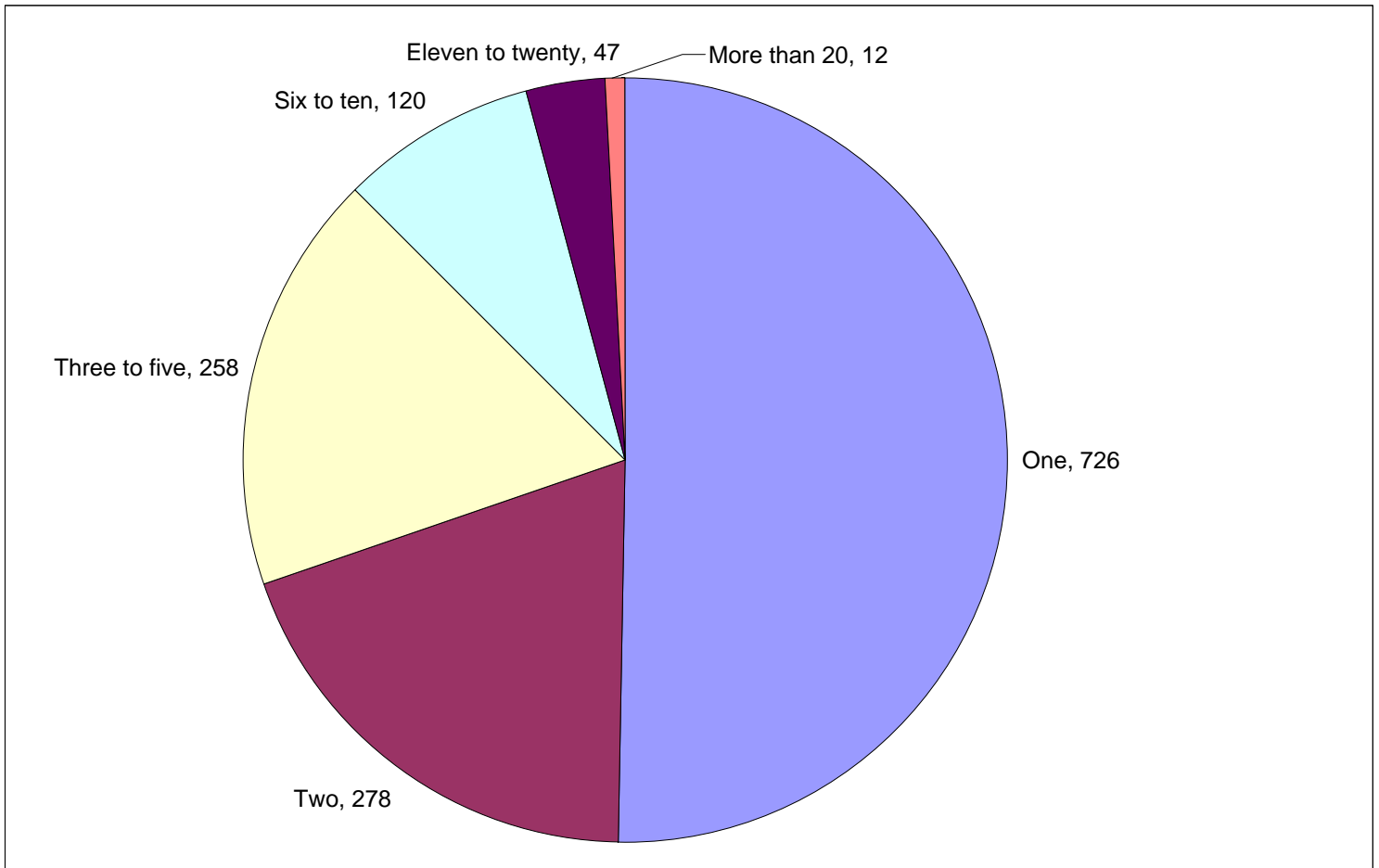
2313 verified rough sleepers were contacted by services in London during the quarter. This is an increase from 2073 last quarter.

Of these 2313, 1441 had a bedded down street contact in the quarter and so were known to have slept rough in London during the quarter. The number sleeping rough this quarter compared to last has increased by 13%.

Of the 1441 sleeping rough during the quarter, 214 were contacted during a street count in one or more of these boroughs - 27 in Southwark and 186 in Westminster.

2) Rough sleeping volume

People seen rough sleeping by number of bedded down contacts during the quarter



Base: 1440

726 people were seen bedded down only once this quarter (50% of all people seen rough sleeping in the period). This compares to 632 last quarter.

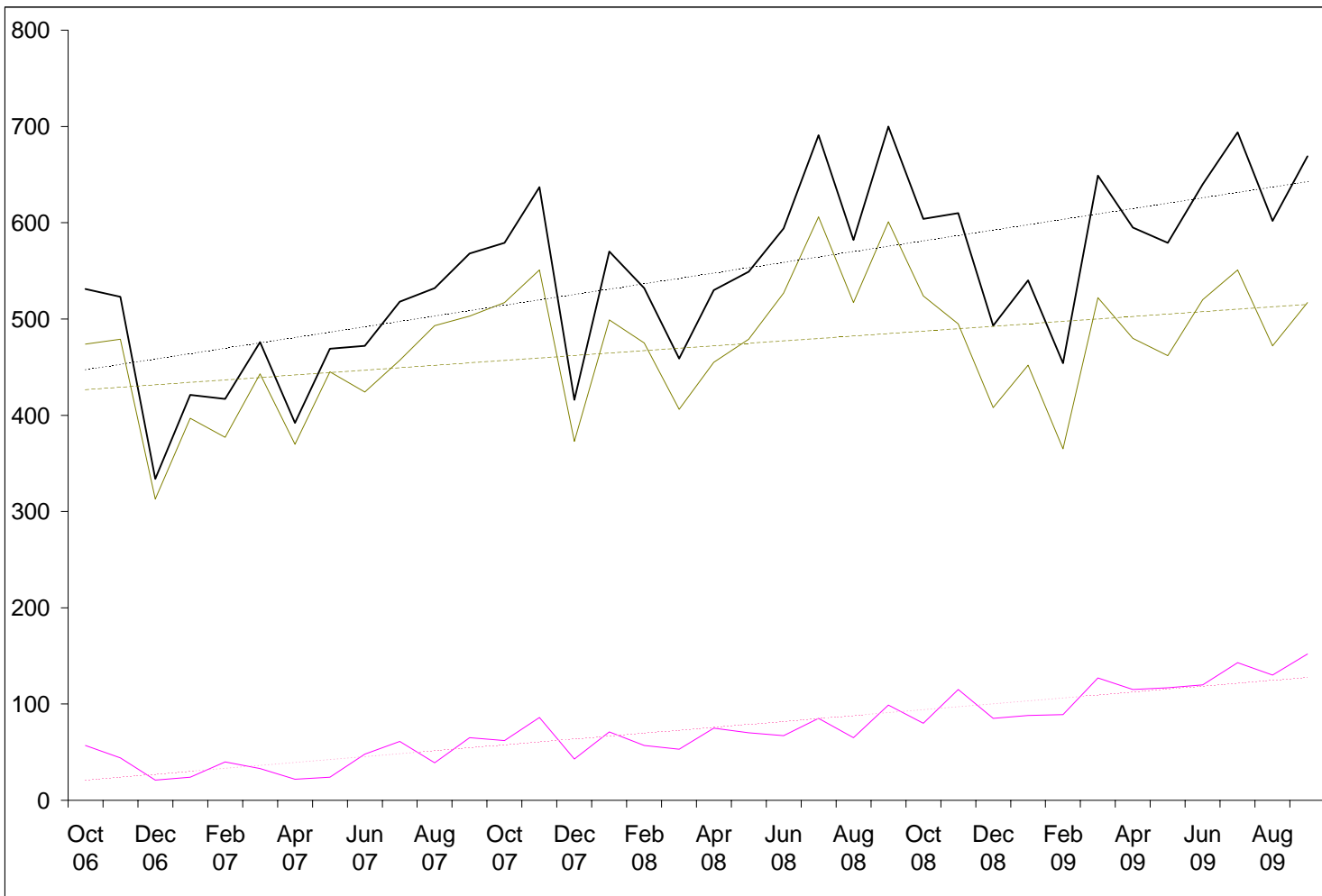
Of the 657 people verified this quarter (flow), 411 only had a single bedded down street contact.

Of these 216 were British, 64 Polish and 22 Eritrean.

NB A8 and A2 nationals often cannot be offered the same service as other people due to benefit restrictions.

3) People contacted by month

People seen rough sleeping by outreach or building based (BBS) teams by month



Base for people seen rough sleeping: 1441

The black line shows the total number seen rough sleeping.

The green line shows the number of people seen rough sleeping excluding anyone from A8 or A2 countries.

The pink line shows the number of people seen rough sleeping from A8 or A2 countries.

The dotted black trendline includes all rough sleepers.

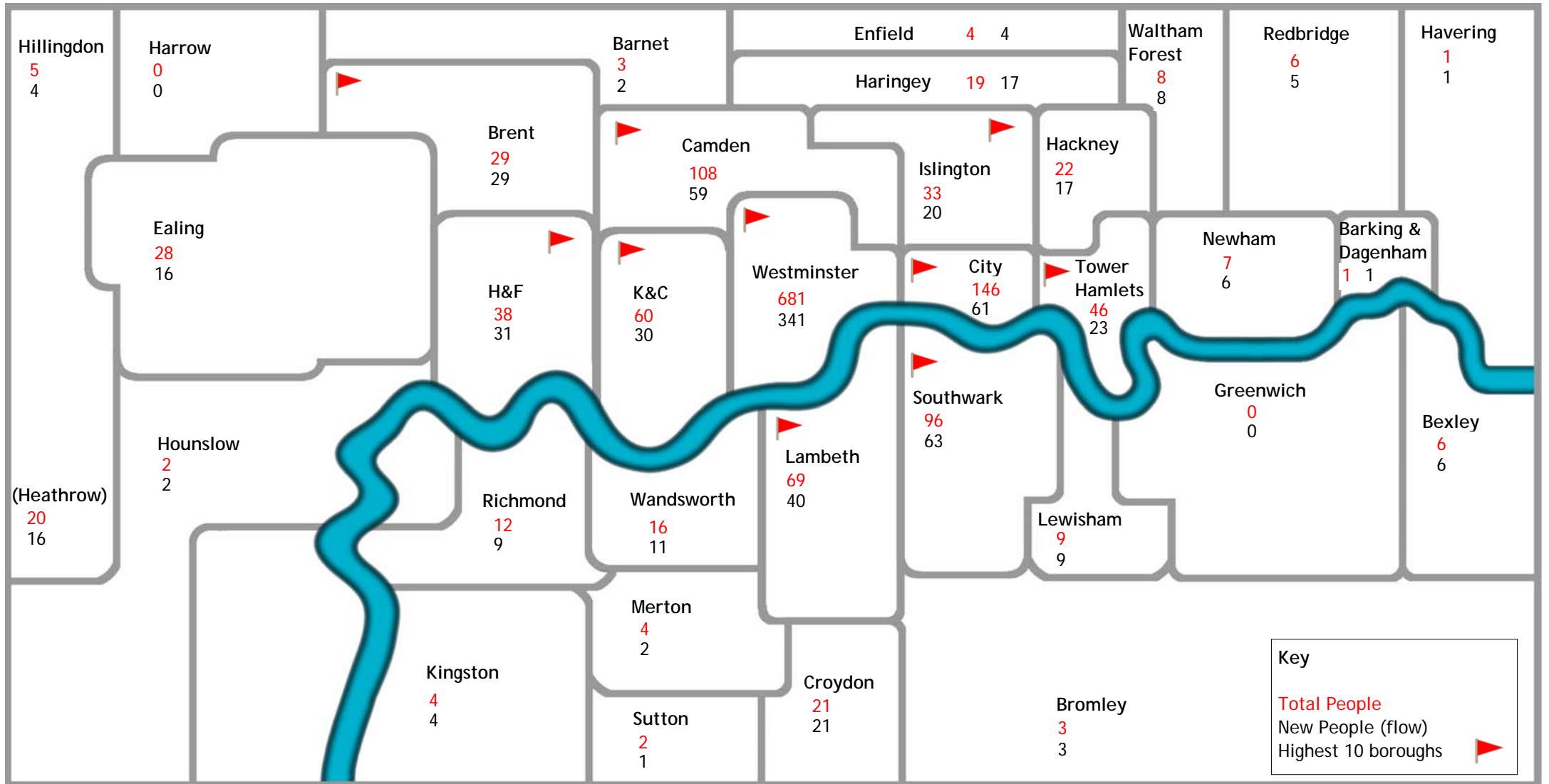
The dashed (green) trendline excludes rough sleepers from A8 and A2 countries.

The dotted (pink) trendline is for A8/A2 rough sleepers.

The difference in trend lines indicates the increasing influence of A8 and A2 nationals on the upward trend in rough sleeping across the capital.

4) Borough distribution (map and chart)

People seen sleeping rough in the quarter by borough



Difference in number of people seen rough sleeping by outreach or building based service (BBS) teams in the quarter compared with previous periods by borough

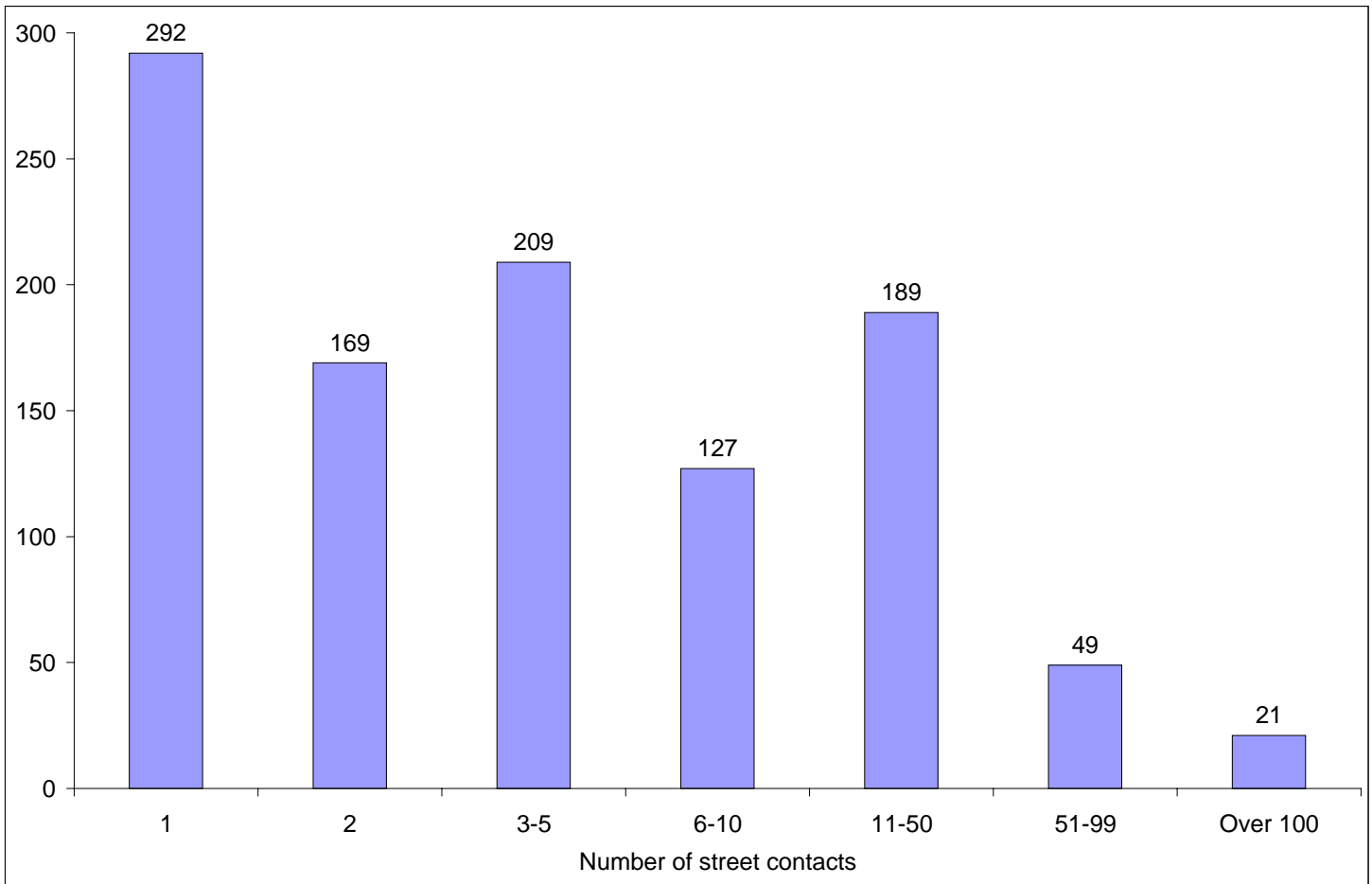
Borough	Jul-Sep 08	Apr-Jun 09	Jul-Sep 09	Change (last two quarters)
Barking & Dagenham	1	1	1	0
Barnet	1	4	3	-1
Bexley	0	2	6	+4
Brent	26	43	29	-14
Bromley	0	2	3	+1
Camden	71	111	108	-3
City of London	151	133	146	+13
Croydon	0	9	21	+12
Ealing	20	25	28	+3
Enfield	7	2	4	+2
Greenwich	2	1	0	-1
Hackney	13	17	22	+5
Hammersmith & Fulham	26	22	38	+16
Haringey	10	23	19	-4
Harrow	0	1	0	-1
Havering	3	1	1	0
Heathrow	0 (no team)	25	20	-5
Hillingdon	2	6	5	-1
Hounslow	40	6	2	-4
Islington	23	25	33	+8
Kensington & Chelsea	37	59	60	+1
Kingston	0	1	4	+3
Lambeth	109	64	69	+5
Lewisham	9	9	9	0
Merton	3	6	4	-2
Newham	4	1	7	+6
Redbridge	6	1	6	+5
Richmond	7	7	12	+5
Southwark	75	88	96	+8
Sutton	0	2	2	0
Tower Hamlets	47	43	46	+3
Waltham Forest	0	3	8	+5
Wandsworth	14	11	16	+5
Westminster	552	571	681	+110

Compared to last quarter, there are 4 boroughs that have a designated outreach/BBS team where there has been a notable increase (over 10) in the number of verified rough sleepers contacted:

City of London, Croydon (a new team working there has started recording work on CHAIN - Croydon Reach), Hammersmith & Fulham, and Westminster (which increased by 110 this quarter)

5) No booking in actions

People contacted in the quarter with no booking in actions (by any outreach or BBS team), by total number of street contacts recorded on CHAIN



Base: 1056

1056 (46%) verified rough sleepers contacted across London this quarter have never had a booking in action recorded on CHAIN. This has increased slightly from 921 (44%) in the previous period.

838 of these people have slept rough in the quarter, which is 58% of all people sleeping rough this quarter.

292 (28%) of the people who have never had a booking in action recorded on CHAIN have only ever had one street contact recorded.

21 people in all London boroughs have never had a booking in action despite having over a hundred street contacts. This is very slightly higher than previous quarters (Apr-Jun 20, Jan-Mar 19, Oct-Dec 18).

6) Booking in and reconnection actions

Outreach booking in and reconnection actions achieved in the quarter by type

Accommodation action	No. of actions	%
Booked into assessment centre	22	3%
Booked into bed and breakfast	26	4%
Booked into clinic	16	3%
Booked into emergency bed space	15	2%
Booked into rolling shelter	94	15%
<i>Referral to hostel</i>	266	*
Booked into hostel	274	43%
<i>Referral rejected</i>	22	*
Booked into temporary other accommodation	30	5%
Booked into long-term accommodation - RSI	9	1%
Booked into long-term accommodation - LA	6	1%
Booked into long-term accommodation - HA	9	1%
Booked into long-term accommodation - other	7	1%
Booked into private rented accommodation	28	4%
Booked into second stage accommodation	5	1%
Bookings in total	541	86%**
Moved to area outside London	61	10%
Moved to other London borough	20	3%
Referred to another Borough's outreach team	8	1%
Returned to family	0	0%
Returned to home area	0	0%
Reconnections total	89	14%
Total	630	100%

Outreach and BBS teams across London succeeded in reconnecting or booking into accommodation 528 people, 23% of the 2313 people contacted during the quarter.

This is a similar proportion to previous periods - Apr-Jun 522 (25%), Jan-Mar 490 (24%), Oct-Dec 493 (24%).

458 people had a total of 541 booking in actions. This indicates that individuals can be booked into accommodation (the same type or different) more than once in the quarter.

31 people were booked into long-term accommodation. This is higher than previous periods (Apr-Jun 29, Jan-Mar 23, Oct-Dec 15).

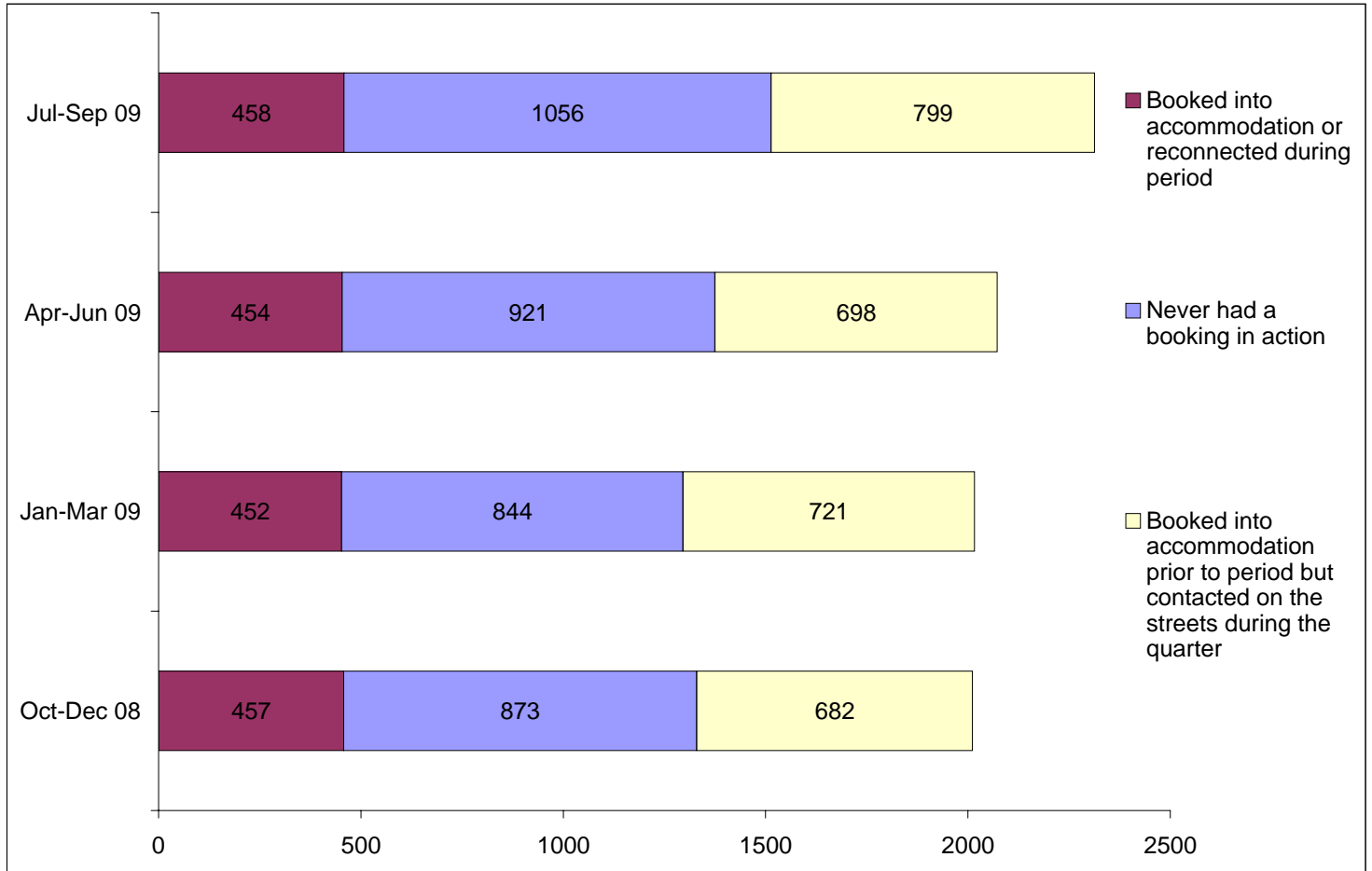
243 people were booked into hostel accommodation. This is similar to recent periods - Apr-Jun 267, Jan-Mar 194, Oct-Dec 262).

Outreach and BBS teams across London boroughs achieved a confirmed reconnection action with 86 people they contacted this quarter. This is 4% of the people contacted by outreach or BBS teams this quarter.

89 confirmed reconnection actions were recorded by outreach and BBS teams for verified rough sleepers this quarter. In addition, teams recorded 35 such actions for the wider street population (people not seen sleeping rough).

7) Booking in actions (rolling)

People who have been contacted by outreach or building based (BBS) teams who have been booked into accommodation compared to those with no booking or reconnection action.

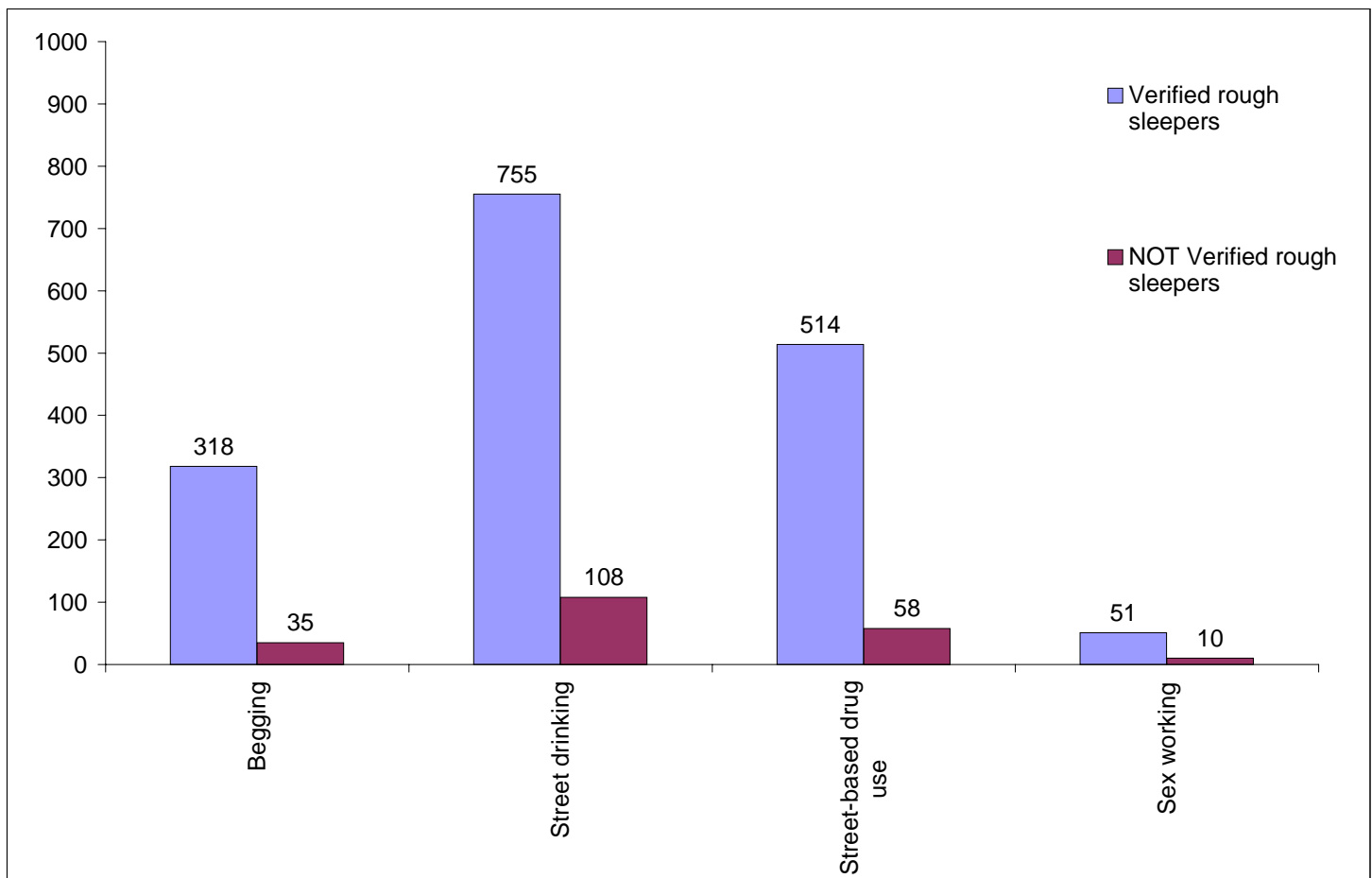


Oct-Dec 08 base: 2012
 Jan-Mar 09 base: 2017
 Apr-Jun 09 base: 2073
 Jul-Sep 09 base: 2313

Although the number of bookings in to accommodation and reconnections has increased over the last year, the proportions of people contacted who have these actions have remained similar.

8) Street activity

Street population (people who rough sleep and/or engage in a street lifestyle) contacted by outreach who fall into one or more of the street activity categories on CHAIN



Base for verified rough sleepers: 1275

Base for people not verified as rough sleepers: 186

Of the 2313 verified rough sleepers contacted this quarter, 1275 (55%) have been seen engaging in street activity at some point.

Some of these people contacted this quarter have been seen engaging in more than one type of street activity at some point.

In addition to the 2313 verified rough sleepers contacted in the quarter by outreach or BBS teams, 186 people who are considered vulnerable but have not been seen rough sleeping were also contacted. Of these:

30 had confirmed reconnections;

11 were booked into accommodation across all boroughs;

8 were recorded as having arrived at accommodation reporting to CHAIN.

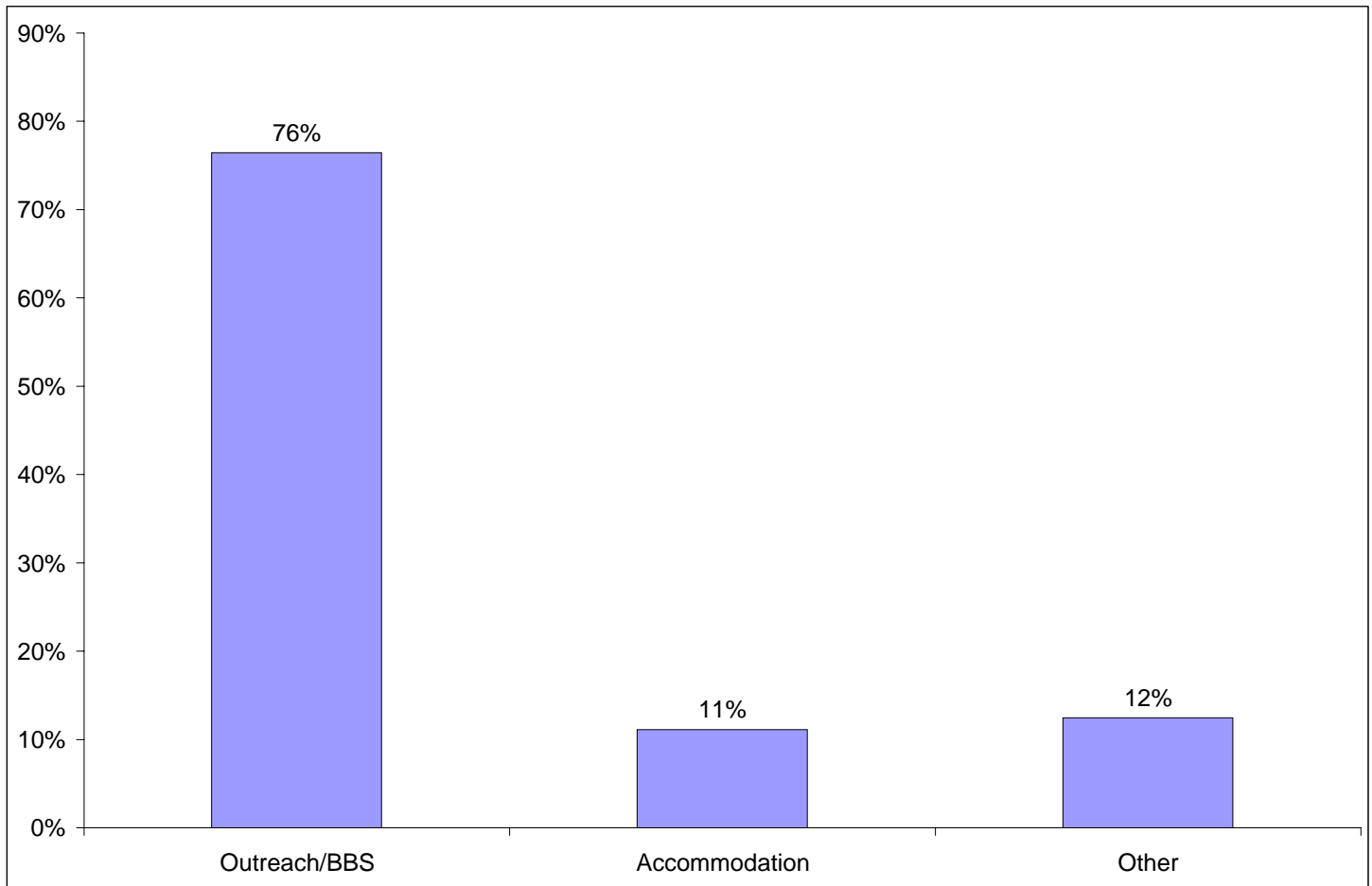
Source of referral →	BBS CSTM	Passage BBS and Day Centre	BBS St Mungo's	Street Population Team	City RST	CRI Camden	Ealing SPOT	Heathrow Airport Outreach	Lambeth SORT	Southwark SPOT	H&F SORT	K&C Outreach	K&C SIT	SPEAR Outreach	Tower Hamlets SORT	London Street Rescue	Pillion Islington Outreach	HART team	Assessment centre	Day/night centre	Hostel/RS	St Mungo's Internal Transfer	Local authority	Prison	Self	Other	Total
St Mungo's, Mare Street																2					1					1	4
Hackney Total		1														2					1					2	6
Broadway, Market Lane											3																3
Broadway, Old Theatre											1													2			3
Broadway, One-Sixty											1												1				2
St Christopher's, Limegrove																										1	1
Hammersmith & Fulham Total											5												1	2		1	9
St Mungo's, Vartry Rd																1											1
Haringey Total																1											1
RS - St Mungo's, Margery Street	1	2				1				2					1	1		1	1		9						19
City Road Cranstoun drug services																	1								13		14
Islington Total	1	2				1				2					1	1	1	1	1		9				13		33
Look Ahead, Earl's Court												1	3														4
Kensington & Chelsea Total												1	3														4
Centrepoint, Vauxhall Cross									2											1							3
Clinic - Equinox Brook Drive							1										1				1						3

Source of referral →	BBS CSTM	Passage BBS and Day Centre	BBS St Mungo's	Street Population Team	City RST	CRI Camden	Ealing SPOT	Heathrow Airport Outreach	Lambeth SORT	Southwark SPOT	H&F SORT	K&C Outreach	K&C SIT	SPEAR Outreach	Tower Hamlets SORT	London Street Rescue	Pilion Islington Outreach	HART team	Assessment centre	Day/night centre	Hostel/RS	St Mungo's Internal Transfer	Local authority	Prison	Self	Other	Total
Providence Row, Dellow Centre					3											1						1					5
Providence Row, Hackney Road					1										1												2
Salvation Army, Booth House	1				2										6	7				2							18
Tower Hamlets Total	1				7	1	1			1					12	11				2		1				2	39
Passage House Assessment Centre	1	20	2																							5	28
RS - St Mungo's, Seymour Place	10	7	12							1									2								32
Church Army, Cosway Street		1																									1
English Churches, King George's	5	6	1	1																	4			1		1	19
Equinox, Hopkinson House	3																										3
Look Ahead, Bayswater	2	1	5																		2						10
Look Ahead, Victoria	18	12	2	1																						1	34
Novas Group, CUC Soho	3	3	1																1		4						12
Salvation Army, Edward Alsop Court	2	2													1					1			2			2	10
St Mungo's, Harrow Road	1	1																			1						3
The Passage, Passage House		4																		3							7
The Passage, Montfort House																				1							1

Source of referral →	BBS CSTM	Passage BBS and Day Centre	BBS St Mungo's	Street Population Team	City RST	CRI Camden	Ealing SPOT	Heathrow Airport Outreach	Lambeth SORT	Southwark SPOT	H&F SORT	K&C Outreach	K&C SIT	SPEAR Outreach	Tower Hamlets SORT	London Street Rescue	Pillion Islington Outreach	HART team	Assessment centre	Day/night centre	Hostel/RS	St Mungo's Internal Transfer	Local authority	Prison	Self	Other	Total
TR, Shroton Street		2																1									3
Westminster Total	45	59	23	2						1					1			3	5	1	11		2	1		9	163
St Mungo's, Complex Needs Projects			1																								1
St Mungo's, SIH Projects			2																							3	5
Total	58	64	28	2	12	11	17	1	34	46	7	1	3	4	17	32	3	4	6	5	33	11	7	4	15	25	450

9) Arrivals (continued)

Temporary accommodation arrival actions by accommodation project and source of referral.



Base: 450

382 people arrived at accommodation reporting to CHAIN this quarter. These 382 people had 450 arrival actions. This indicates that an individual can arrive more than once (at the same accommodation project or different) in a period.

The numbers of people arriving and arrivals are similar to previous periods - Apr-Jun 398 actions, Jan-Mar 361 actions, Oct-Dec 381 actions.

The proportion of arrivals to accommodation in all London boroughs that were referred by outreach or BBS teams and other accommodation projects is consistent with previous quarters.

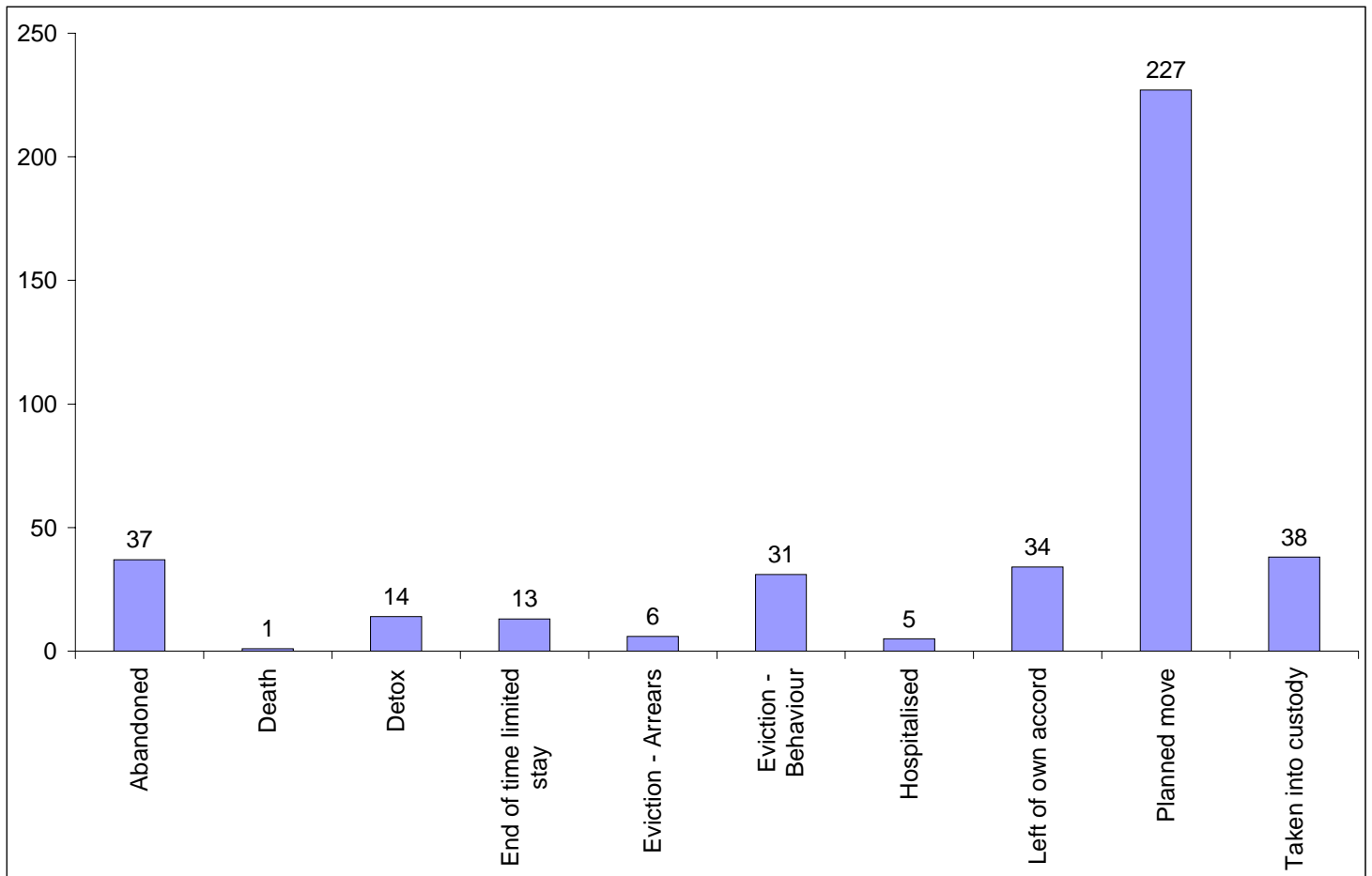
10) Departures - reason for leaving

Departure actions by reason for leaving

Reason for leaving →	Abandoned	Detox	Death	End of time limited stay	Hospitalised	Left of own accord	Eviction - Arrears	Eviction - Behaviour	Planned move	Taken into custody	Total
Accommodation ↓											
St Mungo's, Pound Lane									1		1
Brent Total									1		1
Community HA, Goodge Place									1		1
ICH, Conway House		1							1		2
Olallo Project				1				4	3		8
SHP, Dennis Handfield		1			1				4	2	8
SHP, 165 Project										1	1
St Mungo's, Birkenhead Street				1					1	1	3
St Mungo's, Endell St	2				1				1		4
St Mungo's, Endsleigh Gardens									4	1	5
St Mungo's, St Pancras Way									2	2	4
Camden Total	2	2		2	2			4	17	7	36
Broadway, Sixty Five									3	1	4
YMCA, Ealing						3			3		6
Ealing Total						3			6	1	10
St Mungo's, Church Walk									1		1
St Mungo's, Mare Street						1					1
Hackney Total						1			1		2
Broadway, Market Lane								1	2		3
Broadway, Old Theatre						1				3	4
Broadway, One-Sixty						1		1			2
London Cyrenians, Shepherds House									1		1
St Christopher's, Limegrove									1		1
Hammersmith & Fulham Total						2		2	4	3	11

Reason for leaving →	Abandoned	Detox	Death	End of time limited stay	Hospitalised	Left of own accord	Eviction - Arrears	Eviction - Behaviour	Planned move	Taken into custody	Total
Accommodation ↓											
RS - St Mungo's, Margery Street									1		1
City Road Cranstoun drug services						8			5		13
Islington Total						8			6		14
Look Ahead, Earl's Court									3		3
St Mungo's, Cromwell Road						1		1	3		5
Kensington & Chelsea Total						1		1	6		8
Centrepoint, Vauxhall Cross							1	1	1		3
Clinic - Equinox Brook Drive	1			1		1					3
St Mungo's, Cedars Road		1				1		2	4	2	10
TR, Graham House		1					1		4		6
TR, Lambeth High Street									2		2
Lambeth Total	1	2		1		2	2	3	11	2	24
St Mungo's, Pagnell Street	1							1	4		6
Lewisham Total	1							1	4		6
SPEAR, Kew Road						1		1			2
Richmond Total						1		1			2
RS - St Mungo's, Rushworth Street	8	2		4				1	46	2	63
Broadway, Manor Place									1		1
Equinox, Joe Richards House									2		2
Salvation Army, David Barker House	1								4		5
St Mungo's, Great Guildford Street	1	1							6	3	11
St Mungo's, Grange Road	1	2				1			3	1	8
Southwark Total	11	5		4		1		1	62	6	90
Look Ahead, Aldgate							1	2	5		8
Providence Row, Dellow Centre									1		1
Providence Row, Edward Gibbons Hse	1								1		2

Reason for leaving →	Abandoned	Detox	Death	End of time limited stay	Hospitalised	Left of own accord	Eviction - Arrears	Eviction - Behaviour	Planned move	Taken into custody	Total
Accommodation ↓											
Salvation Army, Booth House	5			2			1		6	1	15
Tower Hamlets Total	6			2			2	2	13	1	26
Passage House Assessment Centre	1					2		1	18	1	23
RS - St Mungo's, Seymour Place	7	1		1	1			5	35	3	53
Church Army, Cosway Street				1							1
English Churches, King George's	1				1			1	6	6	15
English Churches, Queen Mary's	1					1					2
Equinox, Hopkinson House									2	2	4
Look Ahead, Bayswater	1				1	2	1		4	1	10
Look Ahead, Victoria	5	3				1		8	10	2	29
Novas Group, CUC Soho		1				1	1	1	7	1	12
Salvation Army, Edward Alsop Court				2					1		3
St Mungo's, Harrow Road						2			1	1	4
The Passage, Passage House			1						4		5
The Passage, Montfort House									1		1
TR, Shroton Street						1			2		3
Westminster Total	16	5	1	4	3	10	2	16	91	17	165
St Mungo's, Complex Needs Projects						2			2		4
St Mungo's, SIH Projects						3			3	1	7
Total	37	14	1	13	5	34	6	31	227	38	406



Base: 406

376 people departed from accommodation across all London boroughs this quarter. These 376 people had 406 departure actions. This indicates that an individual can depart more than once (from the same accommodation project or different) in a period.

As with arrivals, the number of people departing and departures is lower than previous quarters.

56% of departures were due to a planned move. This is similar to previous quarters.

9% of departures were due to abandonments. This is consistent with the previous three quarters.

9% of departures were due to evictions. This is consistent with the previous three quarters and compares to 16% in the same quarter last year.

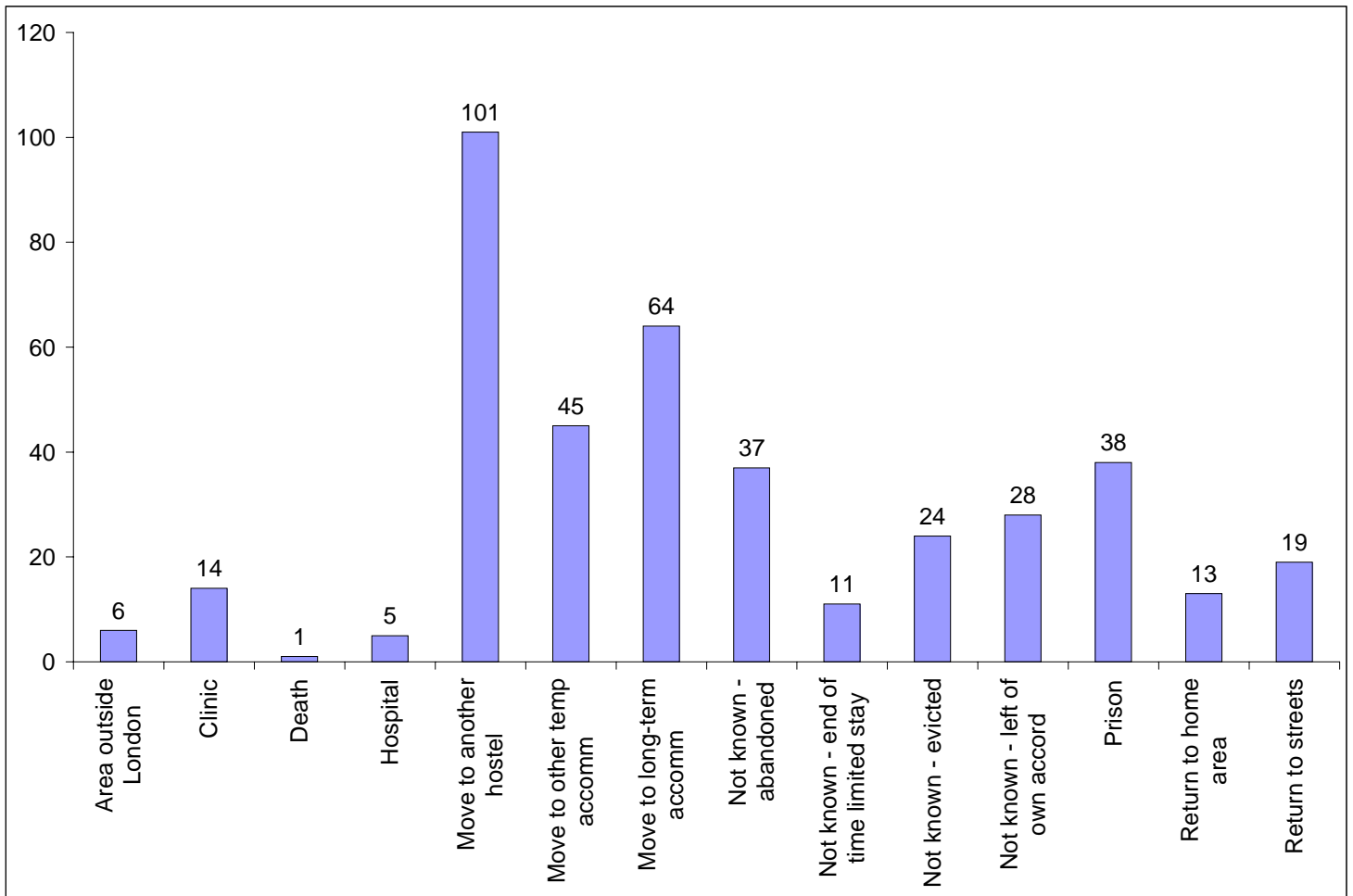
11) Departures - destination on departure

Departure actions by destination on departure

Destination Accommodation	Area outside London	Clinic	Death	Hospital	Move to another hostel	Move to other temp accomm	Move to long-term accomm	Not known - abandoned	Not known - end of time limited	Not known - evicted	Not known - left of own accord	Prison	Return to home area	Return to streets	Total
St Mungo's, Pound Lane							1								1
Brent Total							1								1
Community HA, Goodge Place							1								1
ICH, Conway House		1			1										2
Olallo Project	1					1	1		1	2				2	8
SHP, Dennis Handfield		1		1	4							2			8
SHP, 165 Project												1			1
St Mungo's, Birkenhead Street					1				1			1			3
St Mungo's, Endell St				1			1	2							4
St Mungo's, Endsleigh Gardens					3		1					1			5
St Mungo's, St Pancras Way					1		1					2			4
Camden Total	1	2		2	10	1	5	2	2	2		7		2	36
Broadway, Sixty Five						1	2					1			4
YMCA, Ealing							3				2		1		6
Ealing Total						1	5				2	1	1		10
St Mungo's, Church Walk					1										1
St Mungo's, Mare Street											1				1
Hackney Total					1						1				2
Broadway, Market Lane						1	1			1					3
Broadway, Old Theatre											1	3			4
Broadway, One-Sixty										1	1				2
London Cyrenians, Shepherds House							1								1
St Christopher's, Limegrove						1									1
Hammersmith & Fulham Total						2	2			2	2	3			11

Destination Accommodation	Area outside London	Clinic	Death	Hospital	Move to another hostel	Move to other temp accomm	Move to long-term accomm	Not known - abandoned	Not known - end of time limited	Not known - evicted	Not known - left of own accord	Prison	Return to home area	Return to streets	Total
RS - St Mungo's, Margery Street					1										1
City Road Cranstoun drug services	2					3					6			2	13
Islington Total	2				1	3					6			2	14
Look Ahead, Earl's Court					1		2								3
St Mungo's, Cromwell Road					1		2				1			1	5
Kensington & Chelsea Total					2		4				1			1	8
Centrepoint, Vauxhall Cross							1			2					3
Clinic - Equinox Brook Drive								1	1		1				3
St Mungo's, Cedars Road		1			1	2	1			2	1	2			10
TR, Graham House		1			2		2			1					6
TR, Lambeth High Street						1	1								2
Lambeth Total		2			3	3	5	1	1	5	2	2			24
St Mungo's, Pagnell Street					3		1	1		1					6
Lewisham Total					3		1	1		1					6
SPEAR, Kew Road										1	1				2
Richmond Total										1	1				2
RS - St Mungo's, Rushworth Street		2			38	3	4	8	2	1		2	1	2	63
Broadway, Manor Place							1								1
Equinox, Joe Richards House							2								2
Salvation Army, David Barker House							4	1							5
St Mungo's, Great Guildford Street		1				4	2	1				3			11
St Mungo's, Grange Road		2			1		2	1			1	1			8
Southwark Total		5			39	7	15	11	2	1	1	6	1	2	90
Look Ahead, Aldgate							2			3			3		8
Providence Row, Dellow Centre					1										1
Providence Row, Edward Gibbons Hse						1		1							2

Destination Accommodation	Area outside London	Clinic	Death	Hospital	Move to another hostel	Move to other temp accomm	Move to long-term accomm	Not known - abandoned	Not known - end of time limited	Not known - evicted	Not known - left of own accord	Prison	Return to home area	Return to streets	Total
Salvation Army, Booth House						2	3	5	2	1		1	1		15
Tower Hamlets Total					1	3	5	6	2	4		1	4		26
Passage House Assessment Centre					12	3	1	1				1	3	2	23
RS - St Mungo's, Seymour Place		1		1	21	13	1	7	1	4		3		1	53
Church Army, Cosway Street									1						1
English Churches, King George's				1			5	1		1		6	1		15
English Churches, Queen Mary's								1			1				2
Equinox, Hopkinson House							2					2			4
Look Ahead, Bayswater	2			1	1	1		1		1	2	1			10
Look Ahead, Victoria	1	3				2	6	5				2	1	9	29
Novas Group, CUC Soho		1			2	2	1			2	1	1	2		12
Salvation Army, Edward Alsop Court						1			2						3
St Mungo's, Harrow Road					1						2	1			4
The Passage, Passage House			1		2	2									5
The Passage, Montfort House							1								1
TR, Shroton Street					1	1					1				3
Westminster Total	3	5	1	3	40	25	17	16	4	8	7	17	7	12	165
St Mungo's, Complex Needs Projects					1		1				2				4
St Mungo's, SIH Projects							3				3	1			7
Total	6	14	1	5	101	45	64	37	11	24	28	38	13	19	406



Base: 406

25% of people left accommodation to move to another hostel.

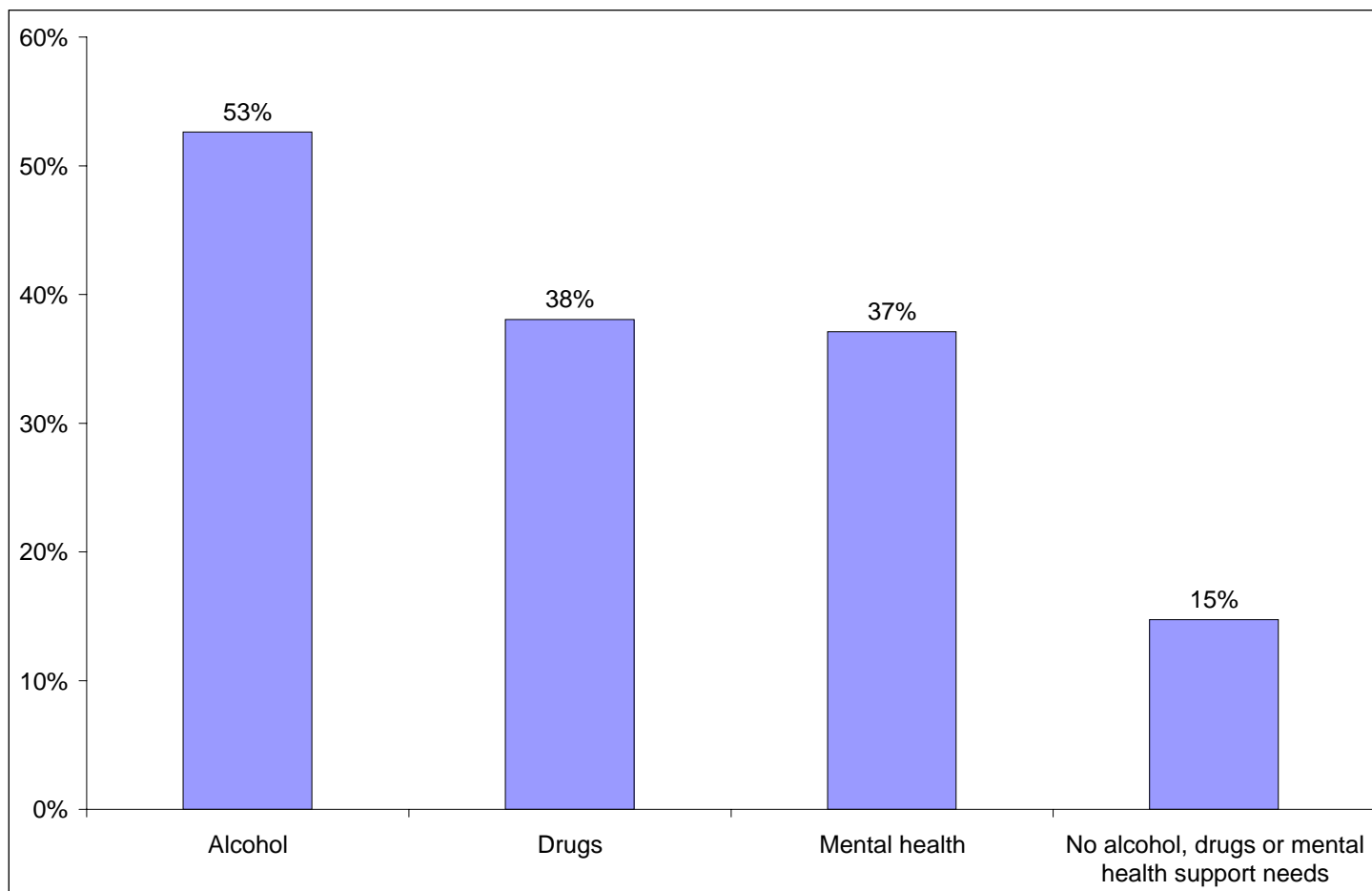
146 people moved to either another hostel or other temporary accommodation, 36% of departures in the period. This compares to 1 in 4 departures during April to June, and 29% in the same period in the previous year.

16% left to move to long-term accommodation. This is consistent with previous periods.

Client Support Needs/Institutional History

12) Support needs

People contacted by outreach or BBS teams and/or arriving in accommodation in the quarter by support needs



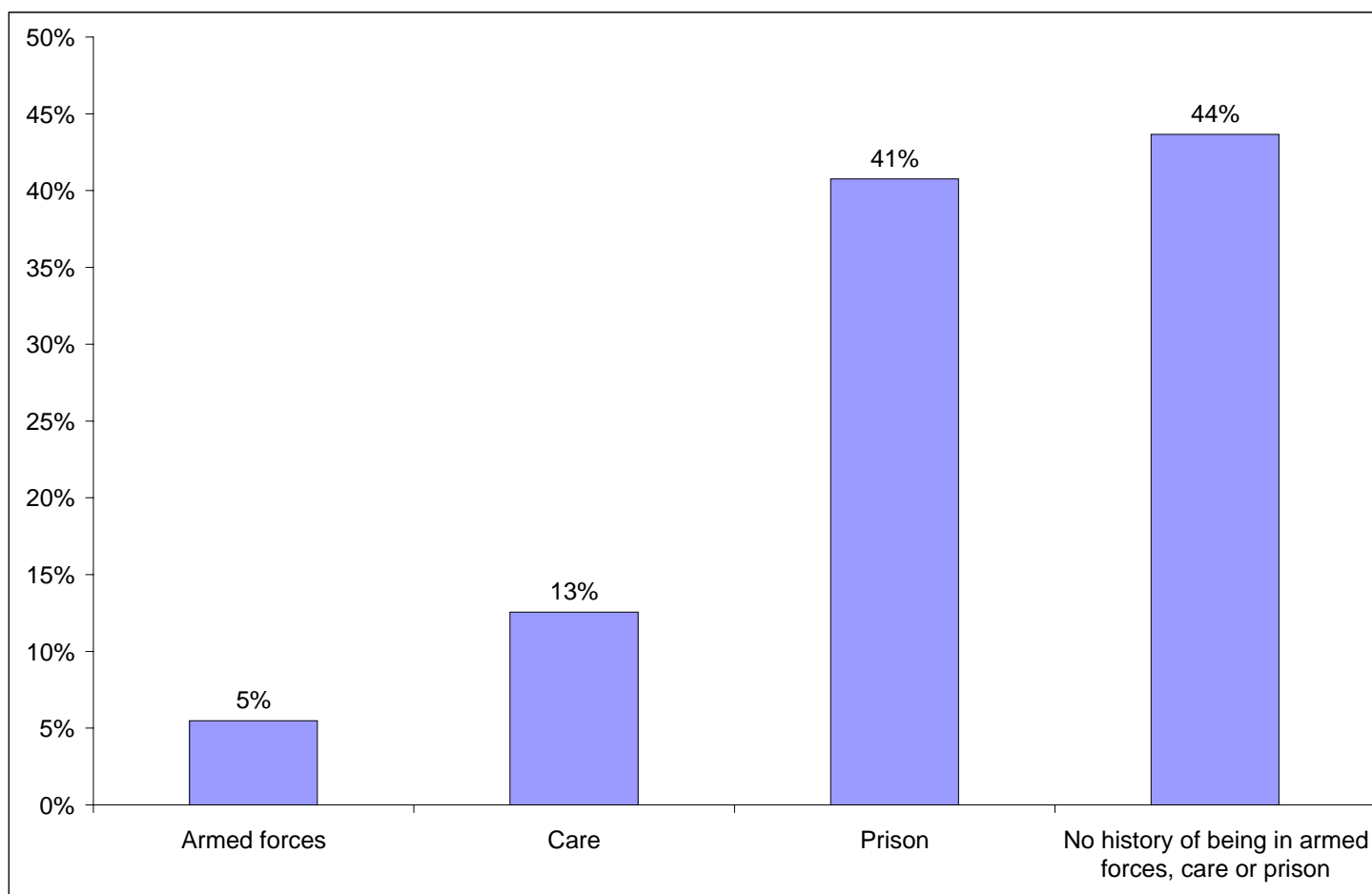
Base: 1771 Note that the base figure for this graph excludes clients where all 3 support needs are not known or not recorded (730).

Support Needs	No. of people	%
Alcohol only	374	15%
Drugs only	213	9%
Mental health only	208	8%
Alcohol and drugs	209	8%
Alcohol and mental health	197	8%
Drugs and mental health	100	4%
Alcohol, drugs and mental health	152	6%
All 3 no	261	10%
All 3 not known or not assessed	730	29%
All 3 no, not known or not assessed	57	2%
Total	2501	100%

The proportion of people contacted in all London boroughs with an alcohol, drugs or mental health support need is consistent with previous periods.

13) Institutional history

People contacted by outreach or BBS teams and/or arriving in accommodation in the quarter by experience of the armed forces, care or prison



Base: 1585 Note that the base figure for this graph excludes clients where all 3 institutional histories are not known.

87 people contacted in all London boroughs this quarter have previously been in the armed forces (71 last quarter).

199 people contacted in all London boroughs this quarter have previously been in care (193 last quarter).

646 people contacted in all London boroughs this quarter have previously been in prison (632 last quarter).

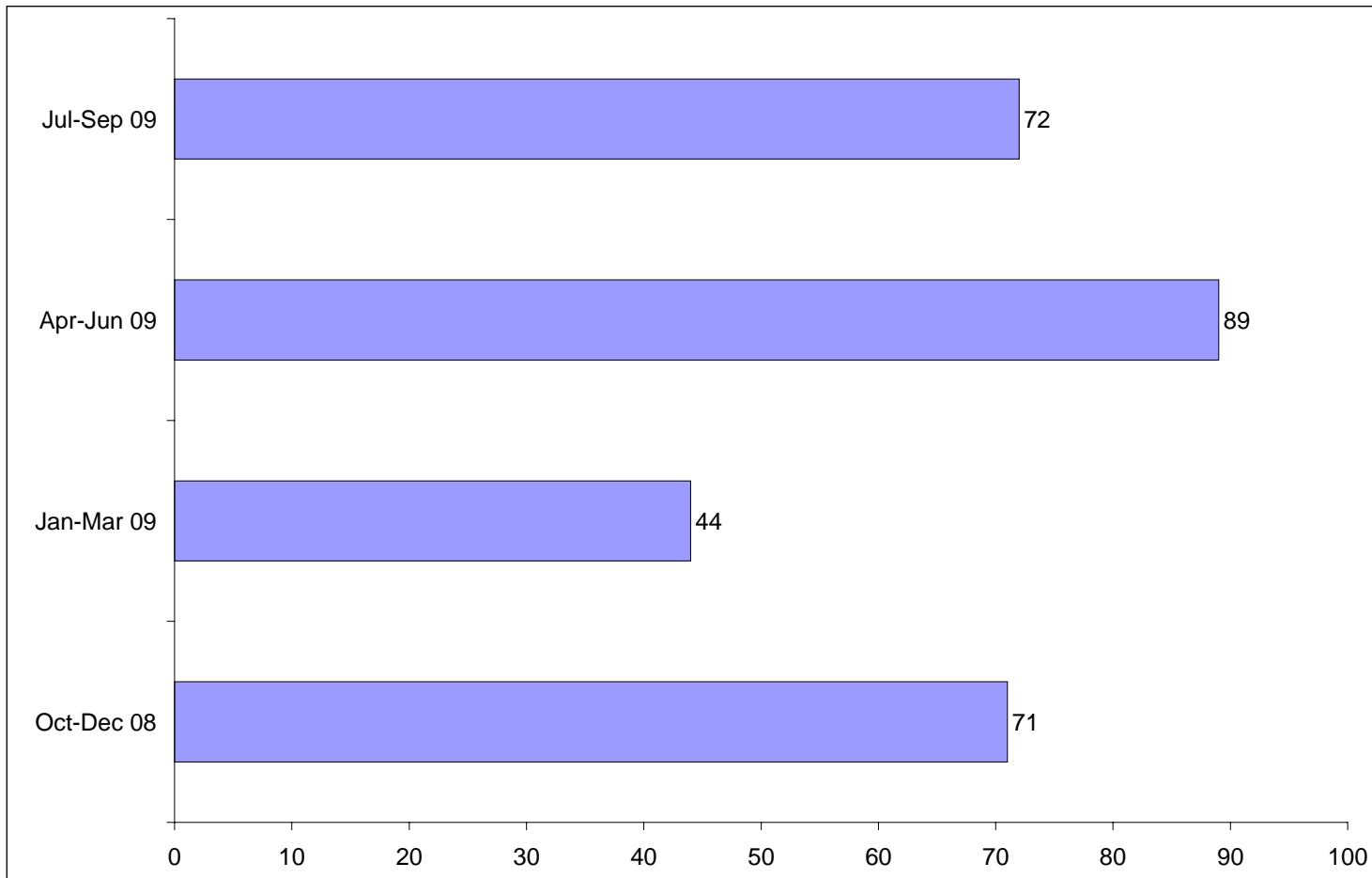
It is possible for someone contacted to have previous experience of more than one institution and so be included in more than one of the above figures. 150 people contacted in the year have been in care and prison.

The proportion of people contacted in all London boroughs with previous experience of the armed forces, care or prison is consistent with previous periods in the quarter.

Clearing House - Long-term RSI Accommodation

14) Support needs for people housed in the period

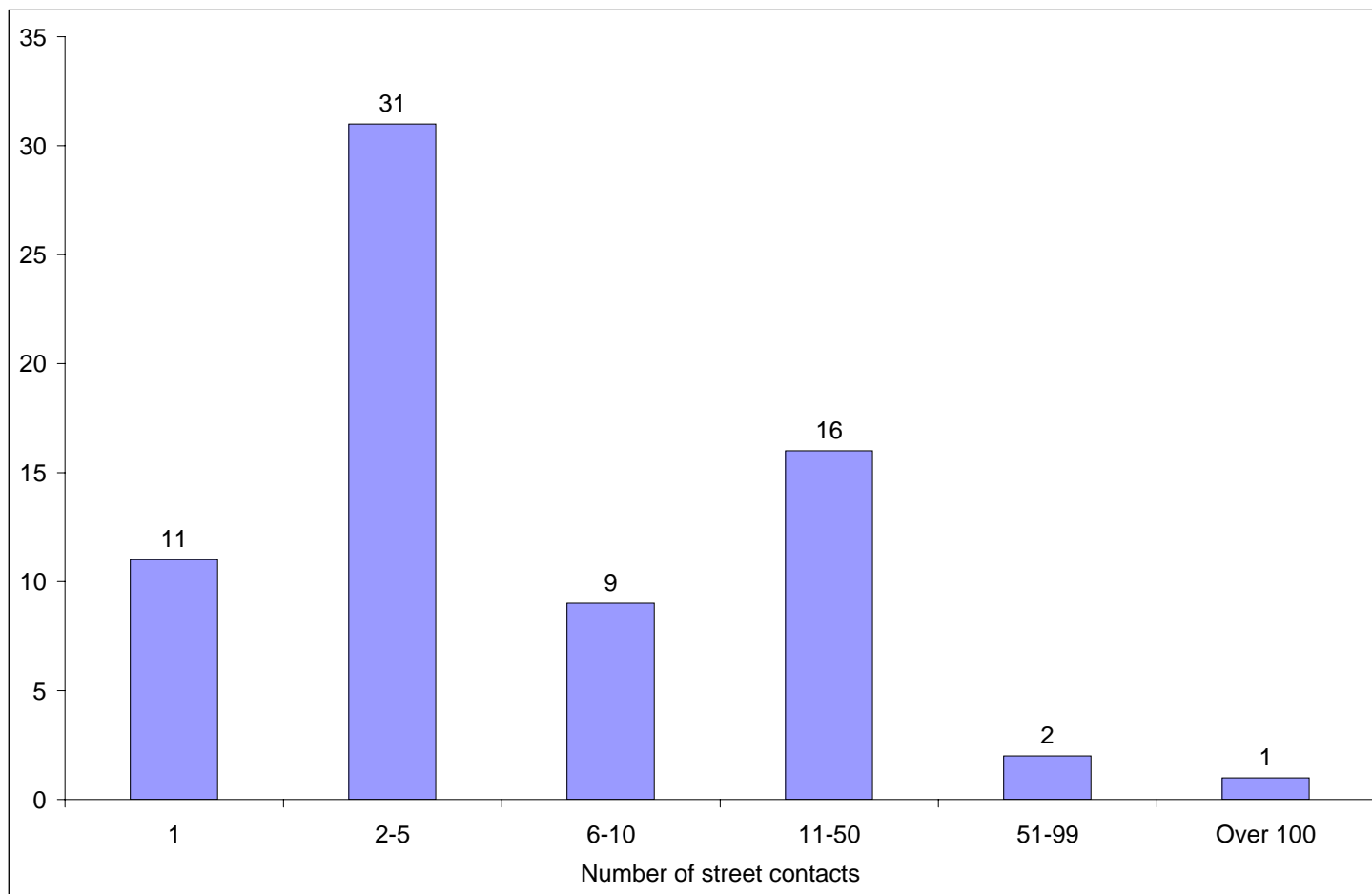
People who had a tenancy start in RSI accommodation in this quarter by support needs.



72 people started a tenancy in RSI accommodation in July to September 2009. This is a decrease from 89 in the previous period.

15) Number of street contacts on CHAIN prior to tenancy start

People who had a tenancy start in RSI accommodation in this quarter by the number of street contacts on CHAIN.



Base: 70

70 of the 72 people starting an RSI tenancy in the quarter, are verified rough sleepers with a CHAIN record*.

11 of these people had only one street contact recorded on CHAIN before their tenancy start.

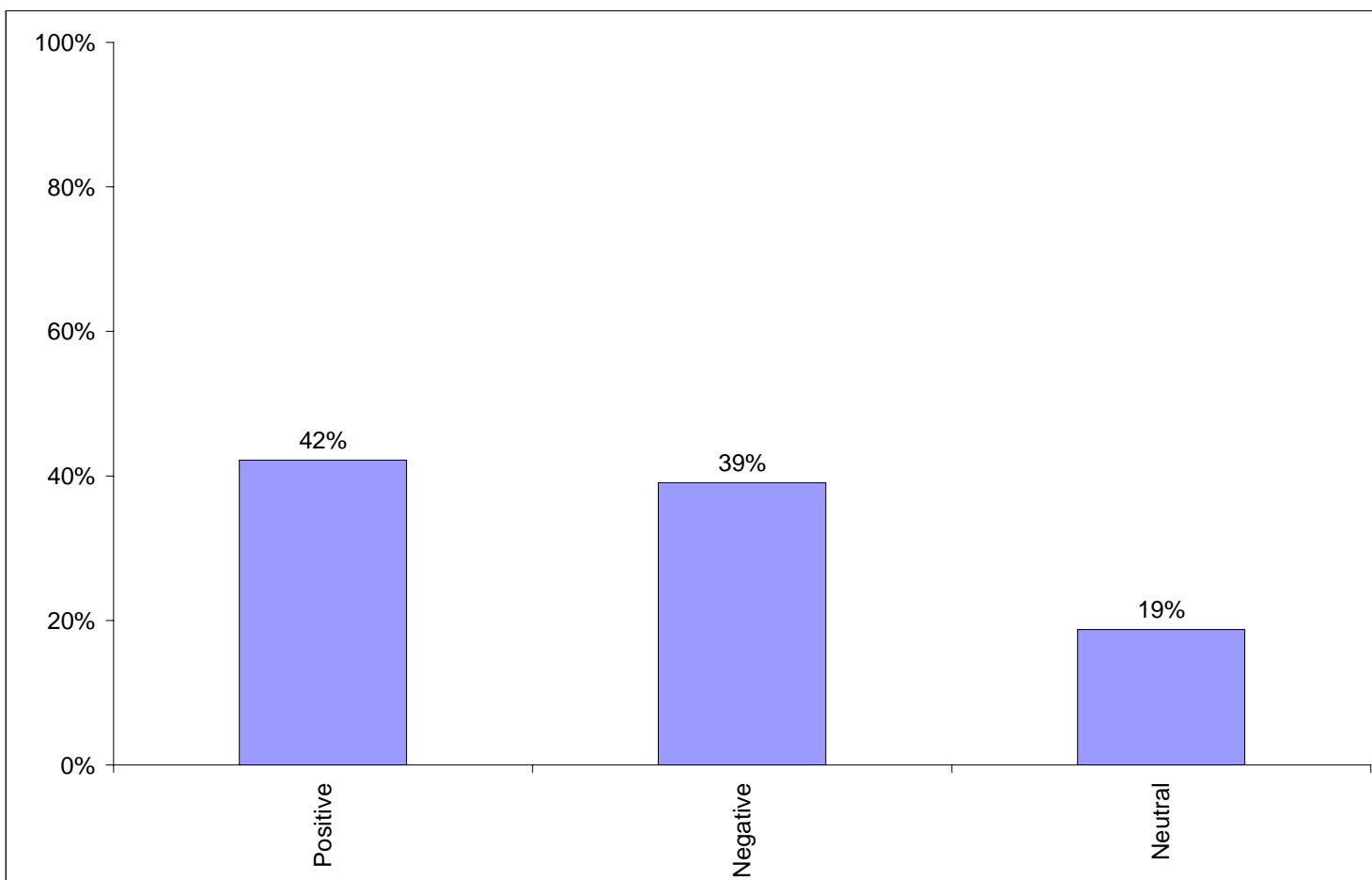
The proportion of people housed this quarter after only one street contact on CHAIN (16%) is similar to the proportion in previous quarters.

3 people had over 50 street contacts recorded on CHAIN before their tenancy start.

*2 people with RSI tenancy starts in this quarter do not have a CHAIN record so are excluded from this graph.

16) Departures from long-term accommodation

Outcomes for people who departed from RSI long-term accommodation in the quarter.



Base: 64

Positive: Planned move, Transferred

Negative: Abandoned, Evicted

Neutral: Institution, Death, Other

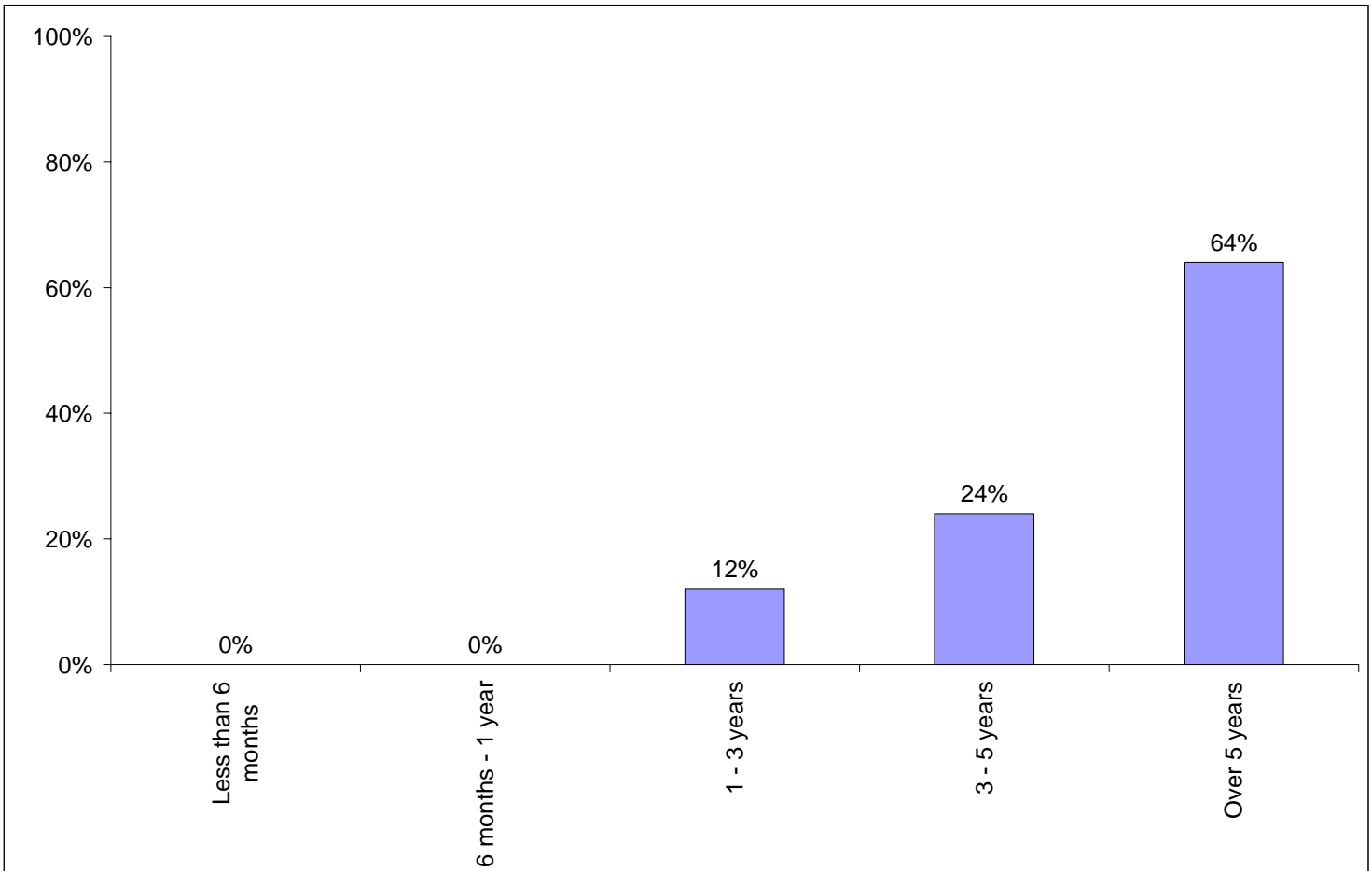
Reason for leaving	No. of people	%
Abandoned by tenant	6	9%
Evicted	19	30%
Planned move out	18	28%
Transferred	9	14%
Institution (e.g. detox, prison)	0	0%
Death of tenant	4	6%
Other	8	13%
Total	64	100%

64 people ended an RSI accommodation tenancy in this quarter. This is similar to the previous 3 quarters (Apr-Jun 66, Jan-Mar 76, Oct-Dec 66).

The proportions of people leaving RSI accommodation due to positive, negative and neutral outcomes are consistent with the previous three periods.

17) Abandonments and evictions by length of stay

Length of stay of people who departed from RSI long-term accommodation in the period due to abandoning or being evicted from the property



Base: 25

25 people ended an RSI tenancy in quarter due to abandoning or being evicted from their property.

The majority of these people (88%) had been in their tenancy for three years or more. This is the highest proportion of longer stay residents compared to previous periods (Apr-Jun 67%, Jan-Mar 75%, Oct-Dec 34%).